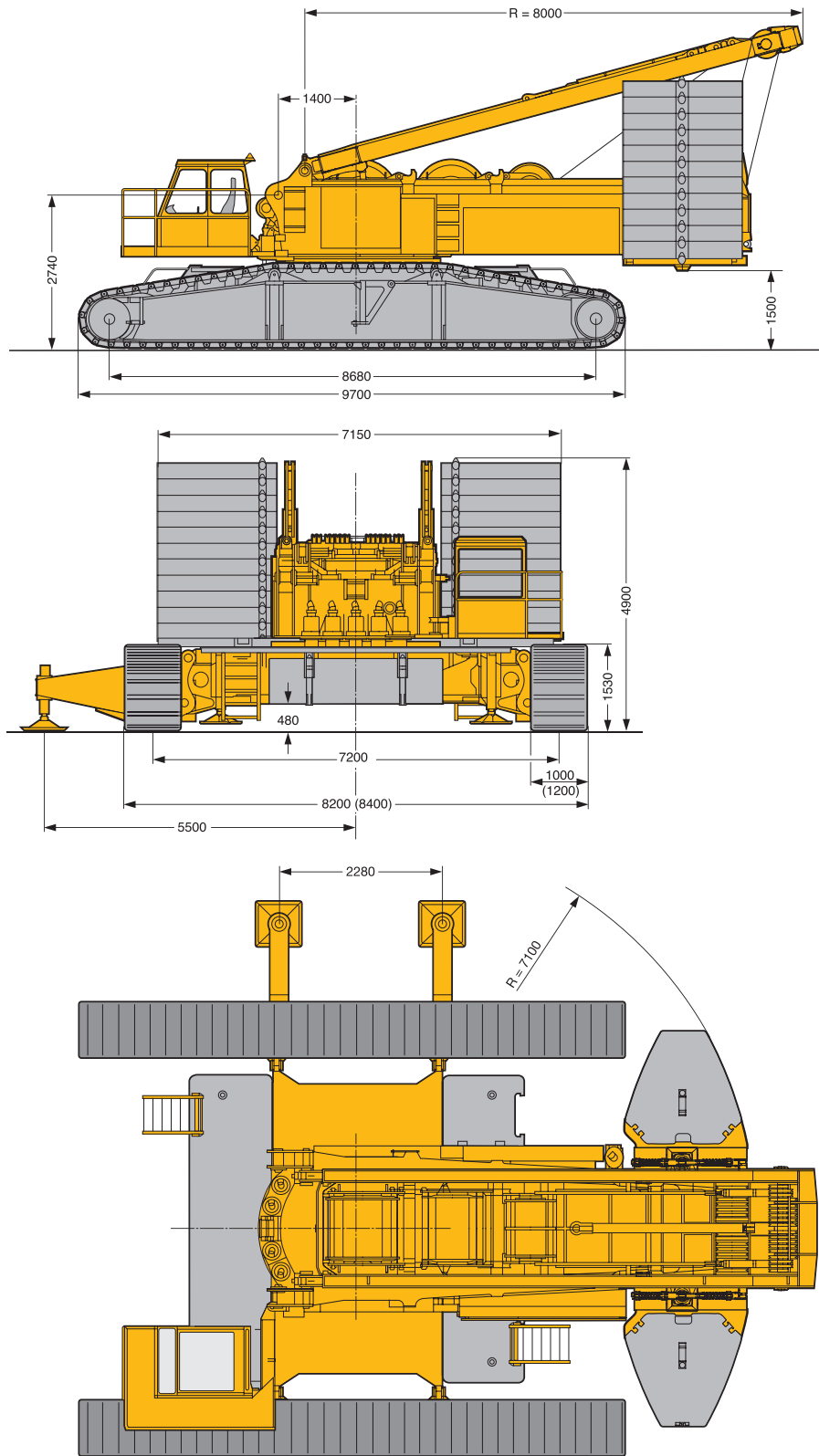
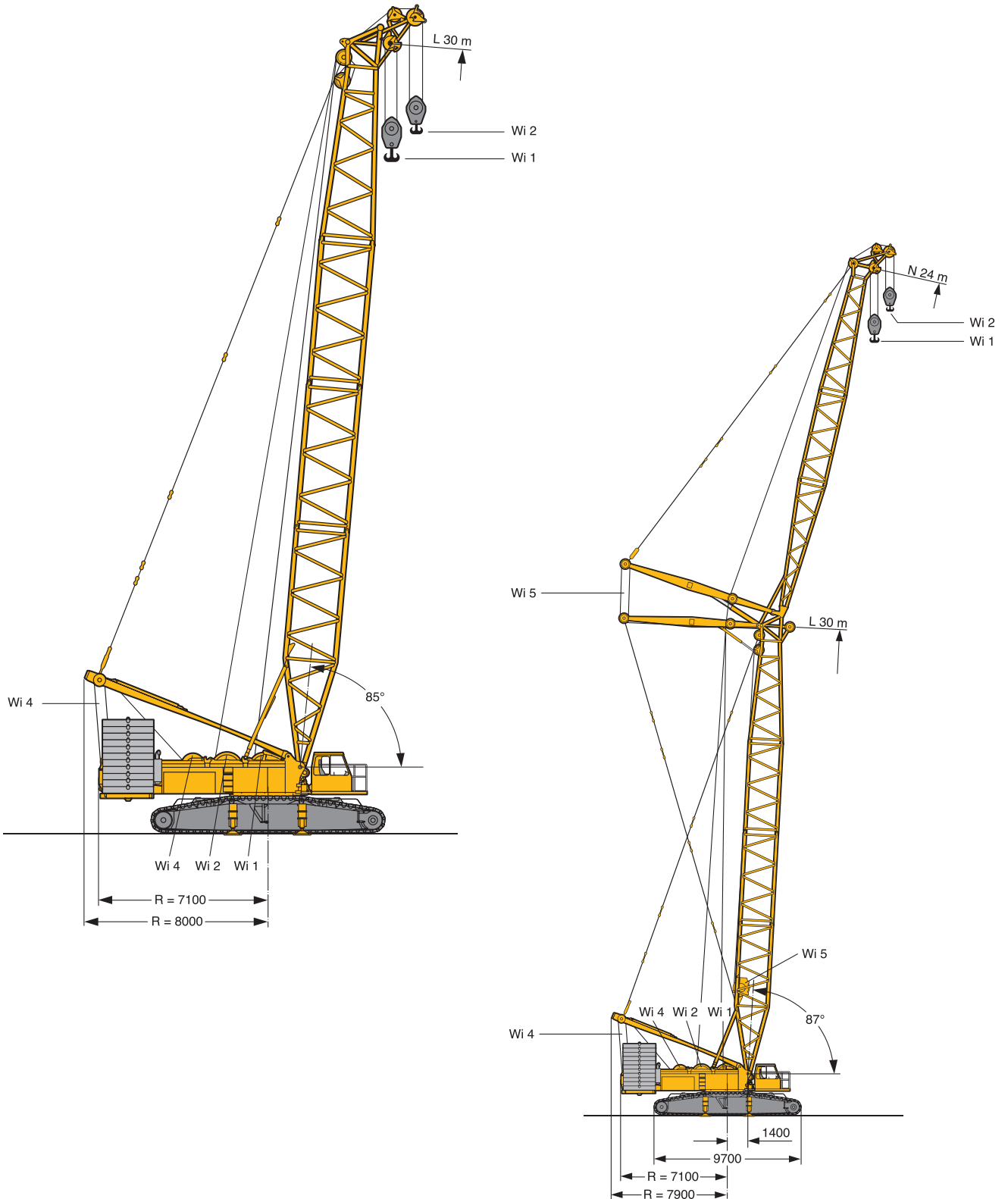






## 寸法図



## 寸法図



## クレーンデータ

|   |  |  |
|---|--|--|
|  | クローラーキャリアあたり1ドライブ搭載時の駆動力                           | 1530 kN  |
|   | クローラーキャリアあたり2ドライブ搭載時の駆動力                           | 3060 kN  |
|  | メインブームS18m、85トンのカウンターウェイト、8トンのセンターバラストとフックブロックの総重量 | 200 t  |
|  | 200トンの総重量と1m(1.2m)のクローラーシューでの平均接地圧                 | 11,5 N / cm <sup>2</sup><br>(9,6 N / cm <sup>2</sup> ) |
|  |  | 0 - 1,63   |

## ウィンチ

| 装置  | モード           | 作業速度(m/min)        | 最大ロープ<br>ラインプル(kN)                           | ワイヤーロープ<br>直径(mm) | ワイヤーロープ<br>長さ(m) |
|---|---------------|--------------------|--|-------------------|------------------|
|    | ホイスト用         | 0 - 160<br>0 - 160 | 126<br>160                                   | 25<br>28          | 850<br>1000      |
|    | ホイスト用         | 0 - 160            | 126  | 25                | 600              |
|    | メインブームの起伏/D操作 | 0 - 160            | 130  | 25                | 850              |
|   | メインブームの起伏     | 2 x 0 - 80         | 2 x 110                                      | 23                | 545              |
|  | ジブの起伏         | 0 - 160            | 130  | 25                | 400              |
|  | 0 - 85°       |                    | ブーム長さ108mまで約2分<br>0 - 1,85 min <sup>-1</sup> |                   |                  |

## フックブロックとフック

| 荷重(t) |     | シーブ枚数 | ワイヤー掛数 | 自重(t)           | A寸法(m) |
|-------|-----|-------|--------|-----------------|--------|
| *     | **  |       |        |                 |        |
| 250   | 208 | 9     | 19     | 4,5 / 5,5 / 6,5 | 5      |
| 107   | 84  | 3     | 7      | 1,5 / 2,5 / 3,5 | 4,6    |
| 47    | 37  | 1     | 3      | 1 / 2           | 4,5    |
| 16    | 12  | -     | 1      | 1,1             | 4,4    |



\*ワイヤーロープ直径28mm / \*\*ワイヤーロープ直径25mm

## ワイヤー掛数 (ワイヤーロープ直径28mm)

| ワイヤー掛数   | 1  | 2  | 3  | 4  | 5  | 6  | 7   | 8   | 9   | 10  | 11  | 12  | 13  | 14  | 15  | 16  | 17  | 18  |
|----------|----|----|----|----|----|----|-----|-----|-----|-----|-----|-----|-----|-----|-----|-----|-----|-----|
| 最大吊荷重(t) | 16 | 31 | 47 | 62 | 78 | 92 | 107 | 122 | 136 | 150 | 164 | 177 | 191 | 204 | 217 | 230 | 242 | 250 |
| 16 t     | ■  |    |    |    |    |    |     |     |     |     |     |     |     |     |     |     |     |     |
| 47 t     |    | ■  |    |    |    |    |     |     |     |     |     |     |     |     |     |     |     |     |
| 107 t    |    |    | ■  |    |    |    |     |     |     |     |     |     |     |     |     |     |     |     |
| 250 t    |    |    |    | ■  |    |    |     |     |     |     |     |     |     |     |     |     |     |     |

## ワイヤー掛数 (ワイヤーロープ直径25mm)

| ワイヤー掛数   | 1  | 2  | 3  | 4  | 5  | 6  | 7  | 8  | 9   | 10  | 11  | 12  | 13  | 14  | 15  | 16  | 17  | 18  | 19  | 20  |
|----------|----|----|----|----|----|----|----|----|-----|-----|-----|-----|-----|-----|-----|-----|-----|-----|-----|-----|
| 最大吊荷重(t) | 12 | 24 | 37 | 49 | 60 | 72 | 84 | 95 | 106 | 117 | 128 | 138 | 149 | 159 | 169 | 179 | 189 | 199 | 208 | 218 |
| 12 t     | ■  |    |    |    |    |    |    |    |     |     |     |     |     |     |     |     |     |     |     |     |
| 37 t     |    | ■  |    |    |    |    |    |    |     |     |     |     |     |     |     |     |     |     |     |     |
| 84 t     |    |    | ■  |    |    |    |    |    |     |     |     |     |     |     |     |     |     |     |     |     |
| 208 t    |    |    |    | ■  |    |    |    |    |     |     |     |     |     |     |     |     |     |     |     |     |

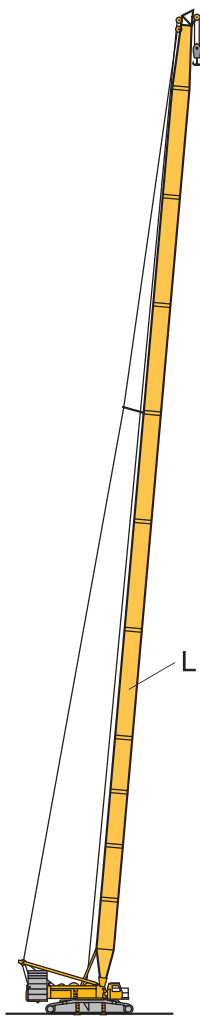
## ブーム/ジブの組み合わせ

**L** メインブーム

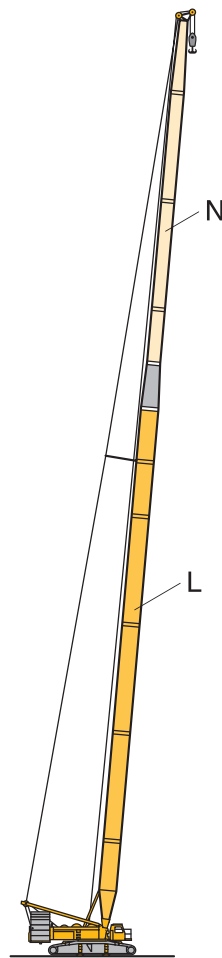
150 t ヘッド部  
250 t ヘッド部

**LL** メインブーム ライト仕様

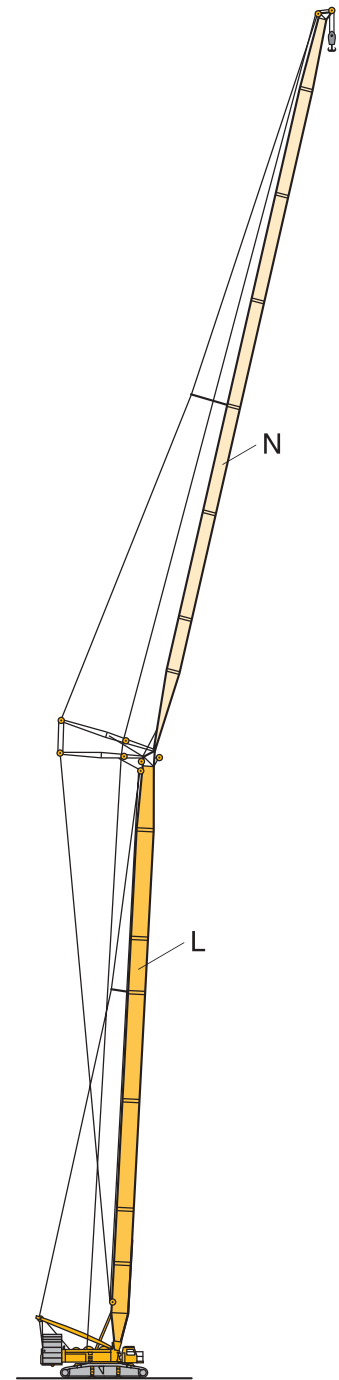
**N** 起伏ジブ ライト仕様



**L**  
18 m - 108 m



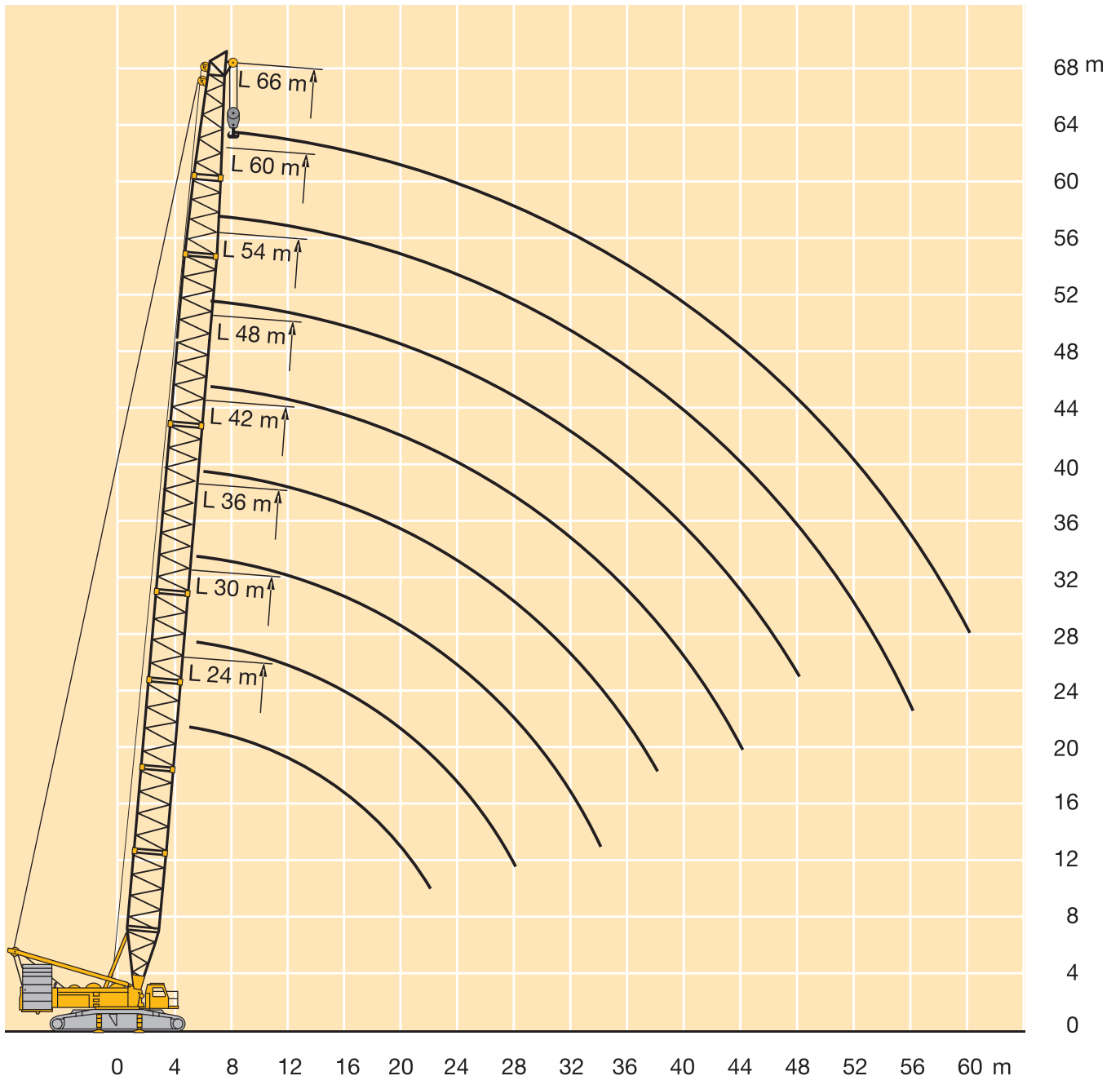
**LL**  
24 m - 108 m



**LN**  
L 24 m - 66 m  
N 18 m - 84 m



## 揚程図

L



|               |       |                      |
|---------------|-------|----------------------|
| <b>定格総荷重表</b> | 主ジブ作業 | 主ジブ(L)18.00m~66.00mm |
|---------------|-------|----------------------|

クレーン装備： 1. カウンターウエイト 105t（センターウエイト38t）装備とします。  
 2. 旋回範囲 全旋回（360度）とします。  
 3. 作業半径 旋回中心からの水平距離です。





主ジブ長さ m      荷重 t

| 作業半径 m | 18.0  | 24.0  | 30.0  | 36.0  | 42.0  | 48.0  | 54.0  | 60.0  | 66.0  |
|--------|-------|-------|-------|-------|-------|-------|-------|-------|-------|
| 5.0    | 200.0 | 200.0 | 200.0 |       |       |       |       |       |       |
| 5.5    | 200.0 | 200.0 | 200.0 | 200.0 |       |       |       |       |       |
| 6.0    | 200.0 | 200.0 | 200.0 | 200.0 | 200.0 |       |       |       |       |
| 6.5    | 200.0 | 200.0 | 200.0 | 200.0 | 200.0 | 200.0 | 174.0 |       |       |
| 7.0    | 200.0 | 200.0 | 200.0 | 200.0 | 200.0 | 196.0 | 172.0 | 142.0 |       |
| 8.0    | 200.0 | 200.0 | 183.0 | 196.0 | 183.0 | 171.0 | 161.0 | 138.0 | 119.0 |
| 9.0    | 200.0 | 197.0 | 162.0 | 171.0 | 161.0 | 151.0 | 143.0 | 135.0 | 117.0 |
| 10.0   | 179.0 | 173.0 | 145.0 | 152.0 | 143.0 | 135.0 | 129.0 | 122.0 | 116.0 |
| 11.0   | 153.0 | 153.0 | 130.0 | 136.0 | 129.0 | 122.0 | 117.0 | 111.0 | 106.0 |
| 12.0   | 134.0 | 134.0 | 106.0 | 123.0 | 117.0 | 111.0 | 106.0 | 102.0 | 97.0  |
| 14.0   | 107.0 | 106.0 | 87.0  | 103.0 | 98.0  | 94.0  | 90.0  | 87.0  | 83.0  |
| 16.0   | 88.0  | 88.0  | 74.0  | 87.0  | 84.0  | 81.0  | 78.0  | 75.0  | 72.0  |
| 18.0   | 75.0  | 75.0  | 64.0  | 74.0  | 73.0  | 71.0  | 68.0  | 66.0  | 63.0  |
| 20.0   |       | 64.0  | 56.0  | 63.0  | 63.0  | 62.0  | 60.0  | 58.0  | 56.0  |
| 22.0   |       | 57.0  | 50.0  | 56.0  | 55.0  | 55.0  | 54.0  | 52.0  | 50.0  |
| 24.0   |       |       | 44.5  | 49.5  | 48.5  | 48.0  | 48.0  | 47.0  | 45.0  |
| 26.0   |       |       | 40.5  | 44.0  | 43.5  | 43.0  | 42.5  | 42.0  | 40.5  |
| 28.0   |       |       |       | 40.0  | 39.0  | 38.5  | 38.0  | 38.0  | 37.0  |
| 30.0   |       |       |       | 36.0  | 35.5  | 35.0  | 34.5  | 34.0  | 33.5  |
| 32.0   |       |       |       | 33.0  | 32.5  | 32.0  | 31.5  | 31.0  | 30.3  |
| 34.0   |       |       |       | 30.5  | 29.6  | 29.1  | 28.6  | 28.2  | 27.7  |
| 36.0   |       |       |       |       | 27.3  | 26.7  | 26.2  | 25.7  | 25.3  |
| 38.0   |       |       |       |       | 25.3  | 24.6  | 24.1  | 23.6  | 23.2  |
| 40.0   |       |       |       |       |       | 22.8  | 22.2  | 21.7  | 21.3  |
| 44.0   |       |       |       |       |       |       | 19.8  | 19.1  | 18.5  |
| 48.0   |       |       |       |       |       |       |       | 16.6  | 16.0  |
| 52.0   |       |       |       |       |       |       |       |       | 13.8  |
| 56.0   |       |       |       |       |       |       |       |       | 11.9  |
| 60.0   |       |       |       |       |       |       |       |       | 9.6   |

|               |       |                      |
|---------------|-------|----------------------|
| <b>定格総荷重表</b> | 主ジブ作業 | 主ジブ(L)24.00m~66.00mm |
|---------------|-------|----------------------|

クレーン装備： 1. カウンターウエイト 125t（センターウエイト38t）装備とします。  
 2. 旋回範囲 全旋回（360度）とします。  
 3. 作業半径 旋回中心からの水平距離です。

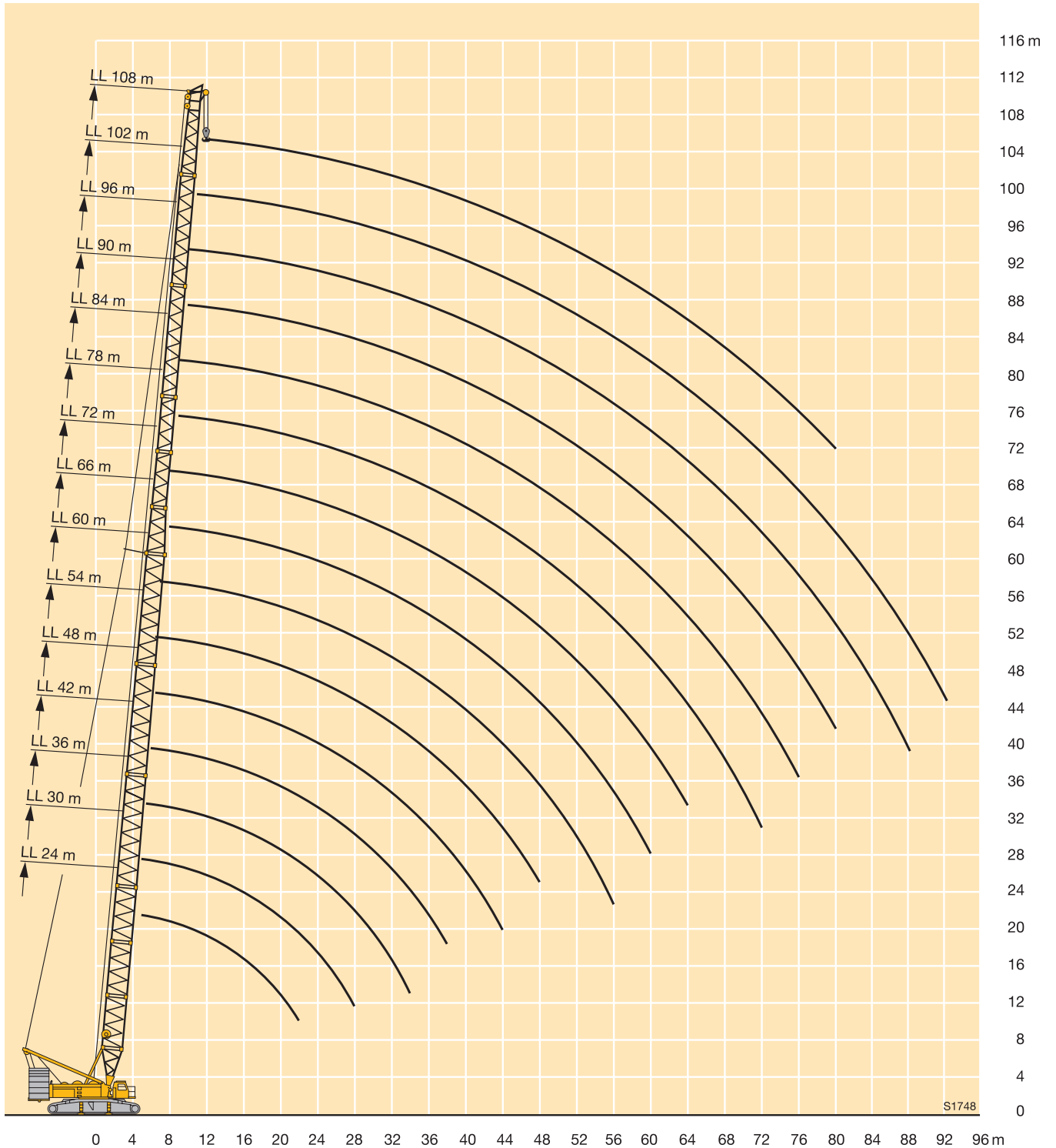



主ジブ長さ m      荷重 t

| 作業半径 m | 24.0  | 30.0  | 36.0  | 42.0  | 48.0  | 54.0  | 60.0  | 66.0  |
|--------|-------|-------|-------|-------|-------|-------|-------|-------|
| 6.5    |       |       |       |       |       | 174.0 |       |       |
| 7.5    |       |       |       |       |       | 172.0 | 142.0 |       |
| 8.0    |       |       |       |       | 193.0 | 169.0 | 138.0 | 120.0 |
| 9.0    |       |       |       | 181.0 | 171.0 | 162.0 | 135.0 | 118.0 |
| 10.0   |       |       | 172.0 | 162.0 | 153.0 | 146.0 | 132.0 | 116.0 |
| 11.0   |       | 163.0 | 154.0 | 146.0 | 138.0 | 132.0 | 126.0 | 115.0 |
| 12.0   | 151.0 | 147.0 | 140.0 | 132.0 | 126.0 | 121.0 | 116.0 | 111.0 |
| 14.0   | 120.0 | 120.0 | 117.0 | 112.0 | 107.0 | 103.0 | 99.0  | 95.0  |
| 16.0   | 99.0  | 99.0  | 99.0  | 96.0  | 92.0  | 89.0  | 85.0  | 82.0  |
| 18.0   | 85.0  | 84.0  | 84.0  | 83.0  | 81.0  | 78.0  | 75.0  | 73.0  |
| 20.0   | 73.0  | 73.0  | 72.0  | 72.0  | 71.0  | 69.0  | 67.0  | 64.0  |
| 22.0   | 64.0  | 64.0  | 63.0  | 63.0  | 62.0  | 62.0  | 60.0  | 58.0  |
| 24.0   |       | 57.0  | 56.0  | 56.0  | 55.0  | 55.0  | 54.0  | 52.0  |
| 26.0   |       | 51.0  | 50.0  | 50.0  | 49.5  | 49.0  | 48.5  | 47.5  |
| 28.0   |       | 46.5  | 45.5  | 45.0  | 44.5  | 44.0  | 43.5  | 43.5  |
| 30.0   |       |       | 41.5  | 41.0  | 40.5  | 40.0  | 39.5  | 39.0  |
| 32.0   |       |       | 38.0  | 37.5  | 37.0  | 36.5  | 36.0  | 35.5  |
| 34.0   |       |       | 35.0  | 34.5  | 34.0  | 33.5  | 33.0  | 32.5  |
| 36.0   |       |       |       | 31.5  | 31.0  | 30.5  | 30.0  | 29.7  |
| 38.0   |       |       |       | 29.4  | 28.8  | 28.3  | 27.8  | 27.3  |
| 40.0   |       |       |       |       | 26.7  | 26.2  | 25.7  | 25.2  |
| 44.0   |       |       |       |       | 23.3  | 22.6  | 22.1  | 21.6  |
| 48.0   |       |       |       |       |       | 19.8  | 19.2  | 18.6  |
| 52.0   |       |       |       |       |       |       | 16.8  | 16.2  |
| 56.0   |       |       |       |       |       |       | 14.8  | 14.1  |
| 60.0   |       |       |       |       |       |       |       | 12.3  |

## 揚程図

LL




S1748



|               |       |                      |
|---------------|-------|----------------------|
| <b>定格総荷重表</b> | 主ジブ作業 | 主ジブ(LL)24.00m~66.00m |
|---------------|-------|----------------------|

クレーン装備： 1. カウンターウエイト 105t（センターウエイト38t）装備とします。  
 2. 旋回範囲 全旋回（360度）とします。  
 3. 作業半径 旋回中心からの水平距離です。





主ジブ長さ m      荷重 t

| 作業半径 m | 24.0  | 30.0  | 36.0  | 42.0  | 48.0  | 54.0  | 60.0  | 66.0  |
|--------|-------|-------|-------|-------|-------|-------|-------|-------|
| 5.0    |       | 150.0 |       |       |       |       |       |       |
| 5.5    | 150.0 | 150.0 | 150.0 |       |       |       |       |       |
| 6.0    | 150.0 | 150.0 | 150.0 | 150.0 | 150.0 |       |       |       |
| 6.5    | 150.0 | 150.0 | 150.0 | 150.0 | 150.0 | 146.0 |       |       |
| 7.0    | 150.0 | 150.0 | 150.0 | 150.0 | 150.0 | 146.0 | 123.0 |       |
| 8.0    | 150.0 | 150.0 | 150.0 | 150.0 | 150.0 | 147.0 | 121.0 | 105.0 |
| 9.0    | 150.0 | 150.0 | 150.0 | 150.0 | 150.0 | 147.0 | 119.0 | 104.0 |
| 10.0   | 150.0 | 150.0 | 150.0 | 148.0 | 140.0 | 132.0 | 116.0 | 104.0 |
| 11.0   | 150.0 | 149.0 | 141.0 | 134.0 | 127.0 | 120.0 | 114.0 | 103.0 |
| 12.0   | 134.0 | 134.0 | 128.0 | 122.0 | 116.0 | 110.0 | 106.0 | 101.0 |
| 14.0   | 107.0 | 107.0 | 107.0 | 103.0 | 99.0  | 94.0  | 91.0  | 87.0  |
| 16.0   | 89.0  | 89.0  | 89.0  | 88.0  | 86.0  | 82.0  | 79.0  | 76.0  |
| 18.0   | 76.0  | 76.0  | 75.0  | 75.0  | 74.0  | 72.0  | 70.0  | 68.0  |
| 20.0   | 66.0  | 66.0  | 65.0  | 65.0  | 65.0  | 64.0  | 63.0  | 61.0  |
| 22.0   | 58.0  | 58.0  | 58.0  | 57.0  | 57.0  | 56.0  | 56.0  | 55.0  |
| 24.0   |       | 52.0  | 52.0  | 51.0  | 50.0  | 50.0  | 49.5  | 49.5  |
| 26.0   |       | 47.0  | 46.5  | 46.5  | 45.5  | 44.5  | 44.5  | 4.5   |
| 28.0   |       | 42.5  | 42.0  | 41.5  | 41.0  | 40.5  | 40.0  | 40.0  |
| 30.0   |       |       | 38.5  | 38.0  | 37.5  | 37.0  | 36.5  | 36.5  |
| 32.0   |       |       | 35.5  | 35.0  | 34.5  | 33.5  | 33.5  | 33.0  |
| 34.0   |       |       | 33.0  | 32.5  | 31.5  | 31.0  | 31.0  | 30.5  |
| 36.0   |       |       |       | 29.9  | 29.4  | 28.6  | 28.4  | 28.1  |
| 38.0   |       |       |       | 27.9  | 27.3  | 26.5  | 26.3  | 26.0  |
| 40.0   |       |       |       |       | 25.5  | 24.7  | 24.5  | 24.1  |
| 44.0   |       |       |       |       | 22.4  | 21.6  | 21.3  | 21.0  |
| 48.0   |       |       |       |       |       | 19.1  | 18.8  | 18.4  |
| 52.0   |       |       |       |       |       |       | 16.7  | 16.3  |
| 56.0   |       |       |       |       |       |       | 15.0  | 14.5  |
| 60.0   |       |       |       |       |       |       |       | 13.0  |

|               |       |                        |
|---------------|-------|------------------------|
| <b>定格総荷重表</b> | 主ジブ作業 | 主ジブ(LL)72.00m~108.00mm |
|---------------|-------|------------------------|

クレーン装備： 1. カウンターウエイト 105t（センターウエイト38t）装備とします。  
 2. 旋回範囲 全旋回（360度）とします。  
 3. 作業半径 旋回中心からの水平距離です。





主ジブ長さ m      荷重 t

| 作業半径 m | 72.0 | 78.0 | 84.0 | 90.0 | 96.0 | 102.0 | 108.0 |
|--------|------|------|------|------|------|-------|-------|
| 8.0    | 87.0 |      |      |      |      |       |       |
| 9.0    | 86.0 | 77.0 | 64.0 |      |      |       |       |
| 10.0   | 85.0 | 76.0 | 63.0 | 56.0 | 47.5 |       |       |
| 11.0   | 84.0 | 75.0 | 63.0 | 55.0 | 47.0 | 41.0  |       |
| 12.0   | 84.0 | 74.0 | 62.0 | 55.0 | 46.5 | 40.5  | 34.5  |
| 14.0   | 82.0 | 71.0 | 60.0 | 54.0 | 45.5 | 39.5  | 33.5  |
| 16.0   | 74.0 | 68.0 | 58.0 | 53.0 | 44.0 | 38.5  | 33.0  |
| 18.0   | 66.0 | 63.0 | 56.0 | 51.0 | 42.5 | 37.0  | 32.0  |
| 20.0   | 59.0 | 57.0 | 53.0 | 50.0 | 41.0 | 35.5  | 31.0  |
| 22.0   | 53.5 | 51.0 | 50.0 | 48.5 | 39.5 | 34.5  | 29.6  |
| 24.0   | 48.5 | 46.5 | 45.5 | 44.0 | 38.5 | 33.0  | 28.5  |
| 26.0   | 44.0 | 42.5 | 41.5 | 40.0 | 37.0 | 32.0  | 27.5  |
| 28.0   | 40.0 | 39.0 | 38.0 | 37.0 | 36.0 | 31.0  | 26.5  |
| 30.0   | 36.0 | 36.0 | 35.0 | 34.0 | 33.0 | 30.0  | 25.2  |
| 32.0   | 33.0 | 32.5 | 32.5 | 31.5 | 30.5 | 29.1  | 23.9  |
| 34.0   | 30.5 | 29.9 | 29.7 | 29.1 | 28.5 | 27.2  | 22.7  |
| 36.0   | 28.0 | 27.5 | 27.3 | 27.0 | 26.4 | 25.2  | 21.5  |
| 38.0   | 25.9 | 25.4 | 25.2 | 24.8 | 24.6 | 23.4  | 20.4  |
| 40.0   | 24.0 | 23.5 | 23.3 | 22.9 | 22.9 | 21.7  | 19.3  |
| 44.0   | 20.8 | 20.3 | 20.1 | 19.7 | 19.7 | 18.9  | 16.9  |
| 48.0   | 18.2 | 17.7 | 17.5 | 17.1 | 17.0 | 16.4  | 14.3  |
| 52.0   | 16.1 | 15.6 | 15.3 | 14.9 | 14.8 | 14.2  | 12.1  |
| 56.0   | 14.3 | 13.7 | 13.5 | 13.0 | 12.9 | 12.3  | 9.9   |
| 60.0   | 12.7 | 12.2 | 11.9 | 11.4 | 11.2 | 10.5  | 8.1   |
| 64.0   | 11.4 | 10.8 | 10.4 | 9.9  | 9.8  | 9.1   | 6.7   |
| 68.0   |      | 9.6  | 9.2  | 8.6  | 8.5  | 7.8   | 5.5   |
| 72.0   |      | 8.5  | 8.1  | 7.5  | 7.3  | 6.6   | 4.4   |
| 76.0   |      |      | 7.1  | 6.5  | 6.3  | 5.6   | 3.3   |
| 80.0   |      |      |      | 5.7  | 5.5  | 4.7   | 2.4   |
| 84.0   |      |      |      |      | 4.7  | 3.9   |       |
| 88.0   |      |      |      |      | 4.0  | 3.2   |       |
| 92.0   |      |      |      |      |      | 2.4   |       |

|               |       |                      |
|---------------|-------|----------------------|
| <b>定格総荷重表</b> | 主ジブ作業 | 主ジブ(LL)30.00m~66.00m |
|---------------|-------|----------------------|

クレーン装備： 1. カウンターウエイト 105t（センターウエイト38t）装備とします。  
 2. 旋回範囲 全旋回（360度）とします。  
 3. 作業半径 旋回中心からの水平距離です。





主ジブ長さ m      荷重 t

| 作業半径 m | 30.0 | 36.0  | 42.0  | 48.0  | 54.0  | 60.0  | 66.0  |
|--------|------|-------|-------|-------|-------|-------|-------|
| 8.0    |      |       |       |       |       |       | 105.0 |
| 9.0    |      |       |       |       |       | 119.0 | 104.0 |
| 10.0   |      |       |       |       | 146.0 | 116.0 | 104.0 |
| 11.0   |      |       |       | 138.0 | 136.0 | 114.0 | 103.0 |
| 12.0   |      |       |       | 127.0 | 125.0 | 111.0 | 101.0 |
| 14.0   |      |       | 117.0 | 109.0 | 107.0 | 103.0 | 94.0  |
| 16.0   |      | 100.0 | 100.0 | 95.0  | 93.0  | 90.0  | 87.0  |
| 18.0   | 86.0 | 85.0  | 85.0  | 83.0  | 82.0  | 80.0  | 77.0  |
| 20.0   | 75.0 | 74.0  | 74.0  | 73.0  | 73.0  | 71.0  | 69.0  |
| 22.0   | 66.0 | 66.0  | 65.0  | 65.0  | 64.0  | 64.0  | 62.0  |
| 24.0   | 59.0 | 59.0  | 58.0  | 58.0  | 57.0  | 57.0  | 56.0  |
| 26.0   | 53.0 | 53.0  | 52.0  | 52.0  | 51.0  | 51.0  | 51.0  |
| 28.0   | 48.5 | 48.0  | 47.5  | 47.0  | 46.5  | 46.0  | 46.0  |
| 30.0   |      | 44.0  | 43.5  | 43.0  | 42.0  | 42.0  | 41.5  |
| 32.0   |      | 40.5  | 40.0  | 39.5  | 38.5  | 38.5  | 38.0  |
| 34.0   |      | 37.5  | 37.0  | 36.5  | 35.5  | 35.5  | 35.0  |
| 36.0   |      |       | 34.5  | 34.0  | 33.0  | 33.0  | 32.5  |
| 38.0   |      |       | 32.0  | 31.5  | 30.5  | 30.5  | 30.0  |
| 40.0   |      |       |       | 29.4  | 28.6  | 28.4  | 28.1  |
| 44.0   |      |       |       | 26.0  | 25.2  | 24.9  | 24.5  |
| 48.0   |      |       |       |       | 22.4  | 22.0  | 21.6  |
| 52.0   |      |       |       |       |       | 19.7  | 19.0  |
| 56.0   |      |       |       |       |       | 17.7  | 16.9  |
| 60.0   |      |       |       |       |       |       | 14.9  |

|               |       |                        |
|---------------|-------|------------------------|
| <b>定格総荷重表</b> | 主ジブ作業 | 主ジブ(LL)72.00m~108.00mm |
|---------------|-------|------------------------|

クレーン装備： 1. カウンターウエイト 125t（センターウエイト38t）装備とします。  
 2. 旋回範囲 全旋回（360度）とします。  
 3. 作業半径 旋回中心からの水平距離です。

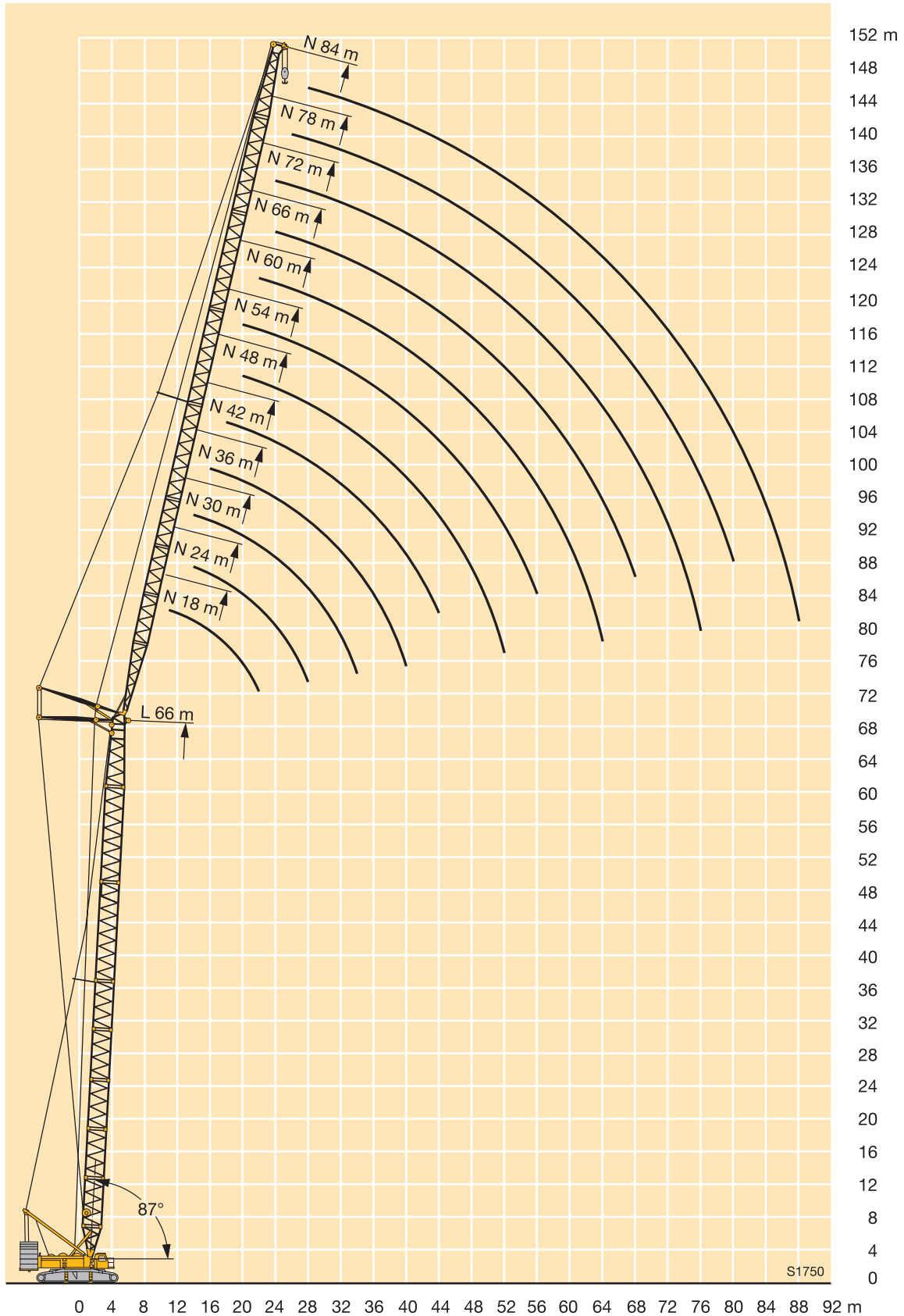



主ジブ長さ m      荷重 t

| 作業半径 m | 72.0 | 78.0 | 84.0 | 90.0 | 96.0 | 102.0 | 108.0 |
|--------|------|------|------|------|------|-------|-------|
| 8.0    | 87.0 |      |      |      |      |       |       |
| 9.0    | 86.0 | 77.0 | 64.0 |      |      |       |       |
| 10.0   | 85.0 | 76.0 | 63.0 | 56.0 | 47.5 |       |       |
| 11.0   | 84.0 | 75.0 | 63.0 | 55.0 | 47.0 | 41.0  |       |
| 12.0   | 84.0 | 74.0 | 62.0 | 55.0 | 46.5 | 40.5  | 34.5  |
| 14.0   | 82.0 | 71.0 | 60.0 | 54.0 | 45.5 | 39.5  | 33.5  |
| 16.0   | 79.0 | 68.0 | 58.0 | 53.0 | 44.0 | 38.5  | 33.0  |
| 18.0   | 75.0 | 66.0 | 56.0 | 51.0 | 42.5 | 37.0  | 32.0  |
| 20.0   | 67.0 | 63.0 | 53.0 | 50.0 | 41.0 | 35.5  | 31.0  |
| 22.0   | 61.0 | 59.0 | 51.0 | 48.5 | 39.5 | 34.5  | 29.6  |
| 24.0   | 55.0 | 54.0 | 49.0 | 47.5 | 38.5 | 33.0  | 28.5  |
| 26.0   | 51.0 | 49.0 | 46.0 | 44.5 | 37.0 | 32.0  | 27.5  |
| 28.0   | 46.0 | 45.0 | 42.5 | 41.0 | 36.0 | 31.0  | 26.5  |
| 30.0   | 41.5 | 41.0 | 39.0 | 37.5 | 34.5 | 30.0  | 25.2  |
| 32.0   | 38.0 | 37.5 | 35.5 | 34.5 | 33.0 | 29.1  | 23.9  |
| 34.0   | 35.0 | 34.5 | 32.5 | 32.0 | 31.0 | 28.2  | 22.7  |
| 36.0   | 32.5 | 32.0 | 30.5 | 29.4 | 28.5 | 27.0  | 21.5  |
| 38.0   | 30.0 | 29.6 | 28.3 | 27.4 | 26.5 | 25.2  | 20.4  |
| 40.0   | 27.9 | 27.5 | 26.3 | 25.6 | 24.7 | 23.4  | 19.3  |
| 44.0   | 24.4 | 23.7 | 22.7 | 22.2 | 21.6 | 20.4  | 16.9  |
| 48.0   | 21.4 | 20.8 | 19.6 | 19.0 | 18.7 | 17.7  | 14.3  |
| 52.0   | 18.8 | 18.3 | 17.2 | 16.5 | 16.2 | 15.3  | 12.1  |
| 56.0   | 16.7 | 16.0 | 15.2 | 14.6 | 14.1 | 13.1  | 9.9   |
| 60.0   | 14.9 | 14.1 | 13.3 | 12.8 | 12.5 | 11.4  | 8.1   |
| 64.0   | 13.2 | 12.6 | 11.7 | 11.2 | 11.0 | 10.0  | 6.7   |
| 68.0   |      | 11.2 | 10.4 | 9.8  | 9.5  | 8.7   | 5.5   |
| 72.0   |      | 10.0 | 9.3  | 8.7  | 8.3  | 7.5   | 4.4   |
| 76.0   |      |      | 8.2  | 7.7  | 7.4  | 6.2   | 3.3   |
| 80.0   |      |      |      | 6.8  | 6.5  | 5.1   | 2.4   |
| 84.0   |      |      |      |      | 5.8  | 4.1   |       |
| 88.0   |      |      |      |      | 5.1  | 3.2   |       |
| 92.0   |      |      |      |      |      | 2.4   |       |

## 揚程図

LN















|               |              |                   |
|---------------|--------------|-------------------|
| <b>定格総荷重表</b> | 起伏式補ジブ作業(LN) | 補ジブ54.00m~84.00mm |
|---------------|--------------|-------------------|

- クレーン装備：
1. 主ジブ 48.00m (XX) 87,84,77,67 度主ジブ固定とします。
  2. カウンターウエイト 105t (センターウエイト38t) 装備とします。
  3. 旋回範囲 全旋回 (360度) とします。
  4. 作業半径 旋回中心からの水平距離です。



主ジブ長さ m      荷重 t

| 作業半径 m | 48.0      | 48.0 | 48.0 | 48.0 | 48.0      | 48.0 | 48.0 | 48.0 | 48.0      | 48.0 | 48.0 | 48.0 | 48.0 |
|--------|-----------|------|------|------|-----------|------|------|------|-----------|------|------|------|------|
| 20.0   | 37.5      |      |      |      |           |      |      |      |           |      |      |      |      |
| 22.0   | 36.5      |      |      |      | 28.2      |      |      |      |           |      |      |      |      |
| 24.0   | 35.0      | 36.5 |      |      | 27.5      |      |      |      |           |      |      |      |      |
| 26.0   | 34.0      | 35.5 |      |      | 26.9      |      |      |      | 17.6      |      |      |      |      |
| 28.0   | 32.5      | 34.5 |      |      | 26.2      | 26.9 |      |      | 17.2      |      |      |      |      |
| 30.0   | 31.5      | 33.0 |      |      | 25.4      | 26.2 |      |      | 16.8      |      |      |      |      |
| 32.0   | 30.0      | 31.5 |      |      | 24.7      | 25.6 |      |      | 16.4      |      |      |      |      |
| 34.0   | 28.9      | 30.5 |      |      | 23.9      | 24.8 |      |      | 16.0      | 16.3 |      |      |      |
| 36.0   | 27.5      | 28.6 | 25.1 |      | 23.0      | 24.1 |      |      | 15.7      | 16.0 |      |      |      |
| 38.0   | 26.3      | 26.9 | 23.6 |      | 22.2      | 23.3 |      |      | 15.3      | 15.8 |      |      |      |
| 40.0   | 25.0      | 25.5 | 22.3 |      | 21.4      | 22.5 |      |      | 14.9      | 15.4 |      |      |      |
| 44.0   | 23.0      | 22.9 | 19.9 |      | 19.9      | 20.9 | 18.0 |      | 14.1      | 14.7 |      |      |      |
| 48.0   | 21.2      | 20.6 | 18.0 |      | 18.4      | 18.8 | 16.1 |      | 13.3      | 13.9 |      |      |      |
| 52.0   | 19.3      | 18.5 | 16.3 |      | 17.0      | 17.1 | 14.4 |      | 12.4      | 13.1 | 12.2 |      |      |
| 56.0   | 17.4      | 16.7 | 14.7 | 11.6 | 15.7      | 15.5 | 13.0 |      | 11.5      | 12.3 | 10.8 |      |      |
| 60.0   |           | 15.1 | 13.3 | 10.5 | 14.5      | 14.2 | 11.8 | 8.7  | 10.6      | 11.4 | 9.7  |      |      |
| 64.0   |           |      | 12.1 | 9.5  | 13.4      | 12.9 | 10.7 | 7.8  | 9.8       | 10.5 | 8.6  |      |      |
| 68.0   |           |      |      | 8.5  | 12.1      | 11.8 | 9.8  | 7.0  | 9.0       | 9.7  | 7.7  |      |      |
| 72.0   |           |      |      | 7.6  |           | 10.7 | 8.9  | 6.3  | 8.3       | 8.9  | 6.9  | 4.2  |      |
| 76.0   |           |      |      |      |           |      | 8.0  | 5.6  | 7.6       | 8.1  | 6.1  | 3.5  |      |
| 80.0   |           |      |      |      |           |      |      | 5.1  | 6.7       | 7.3  | 5.5  | 3.0  |      |
| 84.0   |           |      |      |      |           |      |      | 4.5  | 5.9       | 6.7  | 4.9  | 2.4  |      |
| 88.0   |           |      |      |      |           |      |      |      |           | 6.1  | 4.3  | 2.0  |      |
| 92.0   |           |      |      |      |           |      |      |      |           |      | 3.9  | 1.6  |      |
| 96.0   |           |      |      |      |           |      |      |      |           |      | 3.5  |      |      |
| XX     | 87.0      | 84.0 | 77.0 | 67.0 | 87.0      | 84.0 | 77.0 | 67.0 | 87.0      | 84.0 | 77.0 | 67.0 |      |
|        |           |      |      |      |           |      |      |      |           |      |      |      |      |
|        |           |      |      |      |           |      |      |      |           |      |      |      |      |
|        | 補ジブ54mの範囲 |      |      |      | 補ジブ66mの範囲 |      |      |      | 補ジブ84mの範囲 |      |      |      |      |

|               |              |                  |
|---------------|--------------|------------------|
| <b>定格総荷重表</b> | 起伏式補ジブ作業(LN) | 補ジブ18.00m~42.00m |
|---------------|--------------|------------------|

- クレーン装備：
1. 主ジブ 54.00m (XX) 87,84,77,67 度主ジブ固定とします。
  2. カウンターウエイト 105t (センターウエイト38t) 装備とします。
  3. 旋回範囲 全旋回 (360度) とします。
  4. 作業半径 旋回中心からの水平距離です。



主ジブ長さ m 荷重 t

| 作業半径 m | 54.0      | 54.0 | 54.0 | 54.0 | 54.0      | 54.0 | 54.0 | 54.0 | 54.0      | 54.0 | 54.0 | 54.0 |      |
|--------|-----------|------|------|------|-----------|------|------|------|-----------|------|------|------|------|
| 10.0   | 92.0      |      |      |      |           |      |      |      |           |      |      |      |      |
| 11.0   | 89.0      |      |      |      |           |      |      |      |           |      |      |      |      |
| 12.0   | 87.0      |      |      |      |           |      |      |      |           |      |      |      |      |
| 14.0   | 82.0      |      |      |      |           | 64.0 |      |      |           |      |      |      |      |
| 16.0   | 77.0      | 74.0 |      |      |           | 61.0 |      |      |           | 47.5 |      |      |      |
| 18.0   | 70.0      | 66.0 |      |      |           | 58.0 | 61.0 |      |           | 46.5 |      |      |      |
| 20.0   | 63.0      | 60.0 |      |      |           | 55.0 | 56.0 |      |           | 45.0 |      |      |      |
| 22.0   | 58.0      | 55.0 |      |      |           | 53.0 | 51.0 |      |           | 43.5 | 45.0 |      |      |
| 24.0   |           | 51.0 | 45.0 |      |           | 49.5 | 47.0 |      |           | 42.0 | 44.0 |      |      |
| 26.0   |           |      | 41.5 |      |           | 46.0 | 43.5 |      |           | 40.5 | 41.0 |      |      |
| 28.0   |           |      | 38.5 |      |           | 43.0 | 40.5 | 35.5 |           | 39.0 | 38.0 |      |      |
| 30.0   |           |      | 36.0 |      |           | 40.5 | 38.0 | 33.5 |           | 37.5 | 35.5 |      |      |
| 32.0   |           |      | 33.5 |      |           | 38.0 | 35.5 | 31.0 |           | 35.0 | 33.0 |      |      |
| 34.0   |           |      |      |      |           | 35.0 | 33.5 | 29.3 |           | 33.0 | 31.0 | 27.1 |      |
| 36.0   |           |      |      | 24.5 |           | 31.5 | 27.6 |      |           | 31.5 | 29.5 | 25.4 |      |
| 38.0   |           |      |      | 22.7 |           |      | 26.1 |      |           | 29.6 | 27.8 | 24.0 |      |
| 40.0   |           |      |      | 21.4 |           |      | 24.5 |      |           | 28.1 | 26.4 | 22.7 |      |
| 44.0   |           |      |      |      |           |      | 21.6 | 17.9 |           | 24.8 | 23.6 | 20.4 |      |
| 48.0   |           |      |      |      |           |      |      | 16.0 |           |      | 21.1 | 18.5 |      |
| 52.0   |           |      |      |      |           |      |      | 14.3 |           |      |      | 16.6 | 12.9 |
| 56.0   |           |      |      |      |           |      |      |      |           |      |      | 15.0 | 11.7 |
| 60.0   |           |      |      |      |           |      |      |      |           |      |      |      | 10.6 |
| 64.0   |           |      |      |      |           |      |      |      |           |      |      |      | 9.6  |
| XX     | 87.0      | 84.0 | 77.0 | 67.0 | 87.0      | 84.0 | 77.0 | 67.0 | 87.0      | 84.0 | 77.0 | 67.0 |      |
|        |           |      |      |      |           |      |      |      |           |      |      |      |      |
|        |           |      |      |      |           |      |      |      |           |      |      |      |      |
|        |           |      |      |      |           |      |      |      |           |      |      |      |      |
|        | 補ジブ18mの範囲 |      |      |      | 補ジブ30mの範囲 |      |      |      | 補ジブ42mの範囲 |      |      |      |      |





|               |              |                   |
|---------------|--------------|-------------------|
| <b>定格総荷重表</b> | 起伏式補ジブ作業(LN) | 補ジブ54.00m~84.00mm |
|---------------|--------------|-------------------|

- クレーン装備：
1. 主ジブ 66.00m (XX) 87,84,77,67 度主ジブ固定とします。
  2. カウンターウエイト 105t (センターウエイト38t) 装備とします。
  3. 旋回範囲 全旋回 (360度) とします。
  4. 作業半径 旋回中心からの水平距離です。



主ジブ長さ m 荷重 t

| 作業半径 m | 66.0      | 66.0 | 66.0 | 66.0 | 66.0      | 66.0 | 66.0 | 66.0 | 66.0      | 66.0 | 66.0 | 66.0 |
|--------|-----------|------|------|------|-----------|------|------|------|-----------|------|------|------|
| 20.0   | 26.7      |      |      |      |           |      |      |      |           |      |      |      |
| 22.0   | 26.1      |      |      |      |           |      |      |      |           |      |      |      |
| 24.0   | 25.4      |      |      |      | 19.7      |      |      |      |           |      |      |      |
| 26.0   | 24.7      | 25.3 |      |      | 19.2      |      |      |      |           |      |      |      |
| 28.0   | 24.0      | 24.9 |      |      | 18.7      |      |      |      | 12.1      |      |      |      |
| 30.0   | 23.3      | 24.3 |      |      | 18.3      | 18.6 |      |      | 11.8      |      |      |      |
| 32.0   | 22.6      | 23.8 |      |      | 17.9      | 18.3 |      |      | 11.5      |      |      |      |
| 34.0   | 21.9      | 23.2 |      |      | 17.4      | 18.0 |      |      | 11.2      |      |      |      |
| 36.0   | 21.2      | 22.6 |      |      | 16.8      | 17.6 |      |      | 10.9      | 11.0 |      |      |
| 38.0   | 20.5      | 21.9 |      |      | 16.3      | 17.2 |      |      | 10.6      | 10.8 |      |      |
| 40.0   | 19.8      | 21.2 |      |      | 15.8      | 16.7 |      |      | 10.3      | 10.6 |      |      |
| 44.0   | 18.5      | 19.8 | 16.0 |      | 14.7      | 15.7 |      |      | 9.7       | 10.1 |      |      |
| 48.0   | 17.3      | 18.4 | 14.3 |      | 13.7      | 14.8 | 12.5 |      | 9.0       | 9.6  |      |      |
| 52.0   | 16.2      | 16.7 | 12.9 |      | 12.8      | 13.8 | 11.1 |      | 8.5       | 9.0  |      |      |
| 56.0   | 15.2      | 15.3 | 11.7 |      | 11.9      | 12.9 | 9.9  |      | 7.9       | 8.5  | 7.9  |      |
| 60.0   |           | 14.1 | 10.6 | 6.2  | 11.1      | 12.0 | 8.9  |      | 7.3       | 7.9  | 6.9  |      |
| 64.0   |           |      | 9.7  | 5.4  | 10.3      | 11.2 | 8.0  |      | 6.8       | 7.4  | 6.0  |      |
| 68.0   |           |      | 8.9  | 4.8  | 9.6       | 10.4 | 7.2  | 3.1  | 6.4       | 6.9  | 5.2  |      |
| 72.0   |           |      |      | 4.2  |           | 9.6  | 6.5  | 2.6  | 5.9       | 6.5  | 4.5  |      |
| 76.0   |           |      |      | 3.7  |           |      | 5.9  | 2.1  | 5.4       | 6.0  | 3.9  |      |
| 80.0   |           |      |      | 3.3  |           |      | 5.3  | 1.7  | 4.8       | 5.6  | 3.3  |      |
| 84.0   |           |      |      |      |           |      |      |      | 4.2       | 5.2  | 2.8  |      |
| 88.0   |           |      |      |      |           |      |      |      | 3.5       | 4.9  | 2.4  |      |
| 92.0   |           |      |      |      |           |      |      |      |           |      | 1.9  |      |
| 96.0   |           |      |      |      |           |      |      |      |           |      | 1.5  |      |
| XX     | 87.0      | 84.0 | 77.0 | 67.0 | 87.0      | 84.0 | 77.0 | 67.0 | 87.0      | 84.0 | 77.0 |      |
|        |           |      |      |      |           |      |      |      |           |      |      |      |
|        |           |      |      |      |           |      |      |      |           |      |      |      |
|        | 補ジブ54mの範囲 |      |      |      | 補ジブ66mの範囲 |      |      |      | 補ジブ84mの範囲 |      |      |      |























|               |              |                   |
|---------------|--------------|-------------------|
| <b>定格総荷重表</b> | 起伏式補ジブ作業(LN) | 補ジブ54.00m~84.00mm |
|---------------|--------------|-------------------|

- クレーン装備：
1. 主ジブ 66.00m (XX) 87,84,77,67 度主ジブ固定とします。
  2. カウンターウエイト 125t (センターウエイト38t) 装備とします。
  3. 旋回範囲 全旋回 (360度) とします。
  4. 作業半径 旋回中心からの水平距離です。



主ジブ長さ m      荷重 t

| 作業半径 m | 66.0      | 66.0 | 66.0 | 66.0 | 66.0      | 66.0 | 66.0 | 66.0 | 66.0      | 66.0 | 66.0 | 66.0 | 66.0 |
|--------|-----------|------|------|------|-----------|------|------|------|-----------|------|------|------|------|
| 20.0   | 26.7      |      |      |      |           |      |      |      |           |      |      |      |      |
| 22.0   | 26.1      |      |      |      |           |      |      |      |           |      |      |      |      |
| 24.0   | 25.4      |      |      |      | 19.7      |      |      |      |           |      |      |      |      |
| 26.0   | 24.7      | 25.3 |      |      | 19.2      |      |      |      |           |      |      |      |      |
| 28.0   | 24.0      | 24.9 |      |      | 18.7      |      |      |      | 12.1      |      |      |      |      |
| 30.0   | 23.3      | 24.3 |      |      | 18.3      | 18.6 |      |      | 11.8      |      |      |      |      |
| 32.0   | 22.6      | 23.8 |      |      | 17.9      | 18.3 |      |      | 11.5      |      |      |      |      |
| 34.0   | 21.9      | 23.2 |      |      | 17.4      | 18.0 |      |      | 11.2      |      |      |      |      |
| 36.0   | 21.2      | 22.6 |      |      | 16.8      | 17.6 |      |      | 10.9      | 11.0 |      |      |      |
| 38.0   | 20.5      | 21.9 |      |      | 16.3      | 17.2 |      |      | 10.6      | 10.8 |      |      |      |
| 40.0   | 19.8      | 21.2 |      |      | 15.8      | 16.7 |      |      | 10.3      | 10.6 |      |      |      |
| 44.0   | 18.5      | 19.8 | 19.7 |      | 14.7      | 15.7 |      |      | 9.7       | 10.1 |      |      |      |
| 48.0   | 17.3      | 18.5 | 17.8 |      | 13.7      | 14.8 | 15.0 |      | 9.0       | 9.6  |      |      |      |
| 52.0   | 16.2      | 17.4 | 16.1 |      | 12.8      | 13.8 | 14.3 |      | 8.5       | 9.0  |      |      |      |
| 56.0   | 15.2      | 16.3 | 14.7 |      | 11.9      | 12.9 | 12.9 |      | 7.9       | 8.5  | 8.3  |      |      |
| 60.0   |           | 15.3 | 13.5 | 9.0  | 11.1      | 12.0 | 11.7 |      | 7.3       | 7.9  | 8.1  |      |      |
| 64.0   |           |      | 12.4 | 8.1  | 10.3      | 11.2 | 10.6 |      | 6.8       | 7.4  | 7.7  |      |      |
| 68.0   |           |      | 11.4 | 7.2  | 9.6       | 10.5 | 9.7  | 5.6  | 6.4       | 6.9  | 7.4  |      |      |
| 72.0   |           |      |      | 6.5  |           | 9.8  | 8.7  | 4.9  | 5.9       | 6.5  | 6.9  |      |      |
| 76.0   |           |      |      | 5.8  |           |      | 7.8  | 4.3  | 5.4       | 6.0  | 6.1  | 2.3  |      |
| 80.0   |           |      |      | 5.2  |           |      | 7.0  | 3.8  | 4.8       | 5.6  | 5.5  | 1.8  |      |
| 84.0   |           |      |      |      |           |      |      | 3.3  | 4.2       | 5.2  | 4.9  |      |      |
| 88.0   |           |      |      |      |           |      |      | 2.9  | 3.5       | 5.0  | 4.3  |      |      |
| 92.0   |           |      |      |      |           |      |      | 2.6  |           |      | 3.8  |      |      |
| 96.0   |           |      |      |      |           |      |      |      |           |      | 3.4  |      |      |
| 100.0  |           |      |      |      |           |      |      |      |           |      | 3.0  |      |      |
| XX     | 87.0      | 84.0 | 77.0 | 67.0 | 87.0      | 84.0 | 77.0 | 67.0 | 87.0      | 84.0 | 77.0 | 67.0 |      |
|        |           |      |      |      |           |      |      |      |           |      |      |      |      |
|        |           |      |      |      |           |      |      |      |           |      |      |      |      |
|        | 補ジブ54mの範囲 |      |      |      | 補ジブ66mの範囲 |      |      |      | 補ジブ84mの範囲 |      |      |      |      |